

# Willowglen Court School

## School Accountability Report Card

Data From the 2006-2007 School Year • Published During 2007-2008

Grades 7-12  
306 S. Villa Avenue Willows, CA 95988  
Phone: (530) 934-6353 Fax: (530) 934-6303  
Web site: [www.glenncoe.org](http://www.glenncoe.org)



**Arturo Barrera**  
Superintendent

**Debbie M. Blake**  
Principal

### Principal's Message

Willowglen Court School (est. 1996) operates in the Jane Hahn Juvenile Hall. Since it was first established, the center has grown from an eight-bed facility to a twenty-two-bed facility. The Willowglen School staff is highly committed to supporting student growth and helping students transition to being productive citizens of Glenn County. The school accomplishes this by providing a comprehensive academic program that accommodates the individual needs of each student. In addition, there is a focus on supporting personal growth and responsibility, developing social and emotional maturity, and encouraging students to move beyond their current circumstances.

Willowglen School offers a comprehensive educational program to all adjudicated youth in grades K-12; however, the majority of students in attendance are in grades 8-12. Instruction towards a high school diploma and /or transferrable credit includes English/language arts, mathematics, career development, social science, science, visual arts, physical education, and health education. The school also provides research-based interventions in reading, mathematics, and California High School Exit Examination (CAHSEE) preparation. All students participate in small group and individual counseling, transcript review, and are provided with opportunities to work during the school day.

### Parental Involvement

Parents, guardians, and probation representatives have the opportunity to participate on the School Site Council. Parents are also involved Individual Education Program meetings. They also have the opportunity to talk with their children about school activities and progress at scheduled facility visitation times.

For more information on how to become involved, please contact Arturo Barrera at (530) 934-6575 extension 48.

### Professional Development

Our department is committed to high quality professional development for all our staff. Most of our staff participates on a basis in professional development offered through AB1193. These funds provide funding for up to three paid days on staff development for certificated staff and one paid day for classified staff per year. We used Dennis Fox materials as a foundation to develop certificated staff development activities. Our department also supported multiple specific professional development opportunities for certificated and classified staff on topics such as behavior management, social skills development, literacy instruction, special education law, and accommodations/modifications with students. For individual staff, the department also supports attendance and participation in professional development activities appropriate to specific student populations e.g., high risk youth.

For the previous three school years, we had two days each year dedicated to staff and professional development.



### Glenn County Office of Education

Willows Administration Building  
311 South Villa Avenue  
Willows, CA 95988  
Phone: (530) 934-6575  
Fax: (530) 934-6576



### Mission Statement

*Our mission is to provide  
quality programs and services  
for lifelong learning.*

### Board of Trustees

Ray Gollnick, *Member*  
Catherine Hanes, *Member*  
James Mason, *Member*  
Linda Miller, *Member*  
Julia Larson, *Member*




## Textbooks and Instructional Materials

All GCOE instructional programs use curriculum and textbooks, which are aligned with state standards. Both the County Office of Education and/or the districts provides these materials. Supplementary materials are chosen from the approved lists provided by CDE. On a regular basis, program specialists research and implement new curriculum and materials, which promote best practices.

In collaboration with districts across the county, GCOE provides standards-aligned textbooks and other instructional materials for each pupil. These instructional materials are consistent with the content and cycles adopted by the State Board of Education in the core curriculum areas. GCOE is currently in the process of adding supplementary instructional materials for our English learner population through the use of SB1113 funds.

All students attending Willowglen Court School have access to academically appropriate curriculum adopted by the County Office of Education. Curriculum is research-based and aligned to the California State Standards.



Quality and Availability of Textbooks		
Subject	Textbook	Adopted
English-Language Arts	Open Court <i>Reading</i>	2005
English-Language Arts	<i>American Literature</i> Globe Fearon	2005
English-Language Arts	<i>Be a Better Reader</i> Globe Fearon	2005
English-Language Arts	<i>Read Naturally</i> Read Naturally, Inc.	2005
English-Language Arts	<i>Writer's Choice</i> Glencoe McGraw-Hill	2005
Mathematics	<i>Algebra I, II</i> Saxon	2006
Mathematics	<i>Lifeskills Math</i> HS Publisher	2006
Science	AGS Publishing	2006
History-Social Science	Pacemaker	2004

## Public Internet Access


Willowglen Court School has a computer lab with eight computers connected to the Internet. Students are encouraged to utilize all available resources for research purposes including online search engines. Willowglen participates in the Glenn County Office of Education Library service, which subscribes to a variety of Internet resources including United Streaming.

## Class Size

Due to the specialized curriculum at Willowglen School, no information is available for class size averages.

Subject	Percentage of Pupils Who Lack Their Own Assigned Textbook and Instructional Materials
Reading/Language Arts	0%
Mathematics	0%
Science	0%
History-Social Science	0%
Visual & Performing Arts	0%
Health	0%
Foreign Language	0%
Science Laboratory Equipment	0%

Note: This data was most recently collected and verified in June 2007.



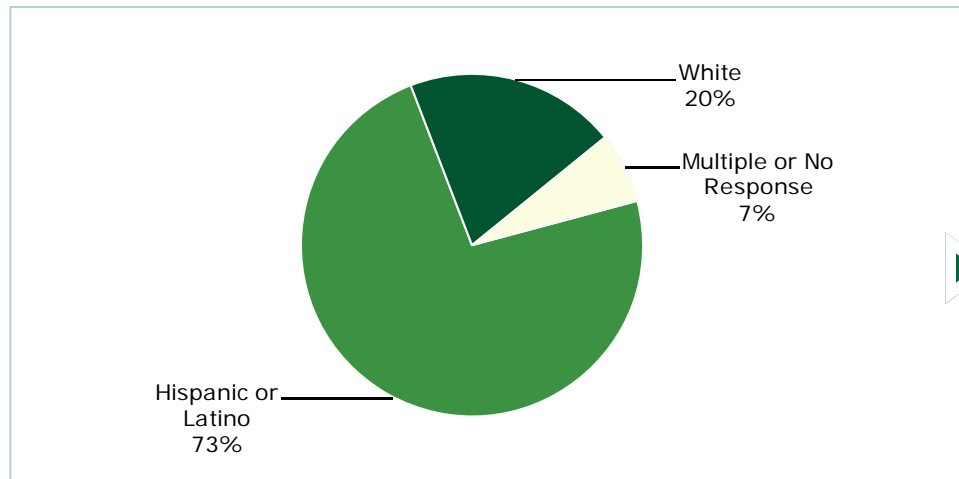


## School Facility Good Repair Status

Below are the results of the school's most recently completed inspection, using the Facilities Inspection Tool (FIT) or equivalent school form. This inspection determines the school facility's good repair status.

School Facility Conditions and Improvements				
Item Inspected	Repair Status			
	Good	Fair	Poor	
Gas Leaks	✓			
Mechanical Systems	✓			
Windows/Doors/Gates (interior and exterior)	✓			
Interior Surfaces (walls, floors, and ceilings)	✓			
Hazardous Materials (interior and exterior)	✓			
Structural Damage	✓			
Fire Safety	✓			
Electrical (interior and exterior)	✓			
Pest/Vermin Infestation	✓			
Drinking Fountains (inside and outside)	✓			
Restrooms	✓			
Sewer	✓			
Playground/School Grounds	✓			
Roofs	✓			
Overall Cleanliness	✓			
Overall Summary of Facility Condition				
Item Inspected	Exemplary	Good	Fair	Poor
Overall Summary	✓			

Note: The most recent school site inspection occurred on September 14, 2007, and the inspection form was most recently completed on September 28, 2007.



### School Facilities

Willowglen School is brand new and one room that is part of the larger facility. Maintenance and repairs are a shared responsibility.

The school has one regular classroom and a computer lab. Athletic facilities include an exercise yard. All facilities are kept in safe and clean condition. Buildings and grounds are routinely inspected, maintained, repaired, or upgraded as needed. Willowglen is a court school, consequently it is a locked environment with a high level of security, including surveillance cameras. Visitation is very limited and items that can be brought in are highly restricted.



### Enrollment and Demographics

The total enrollment was 15 students for the 2006-07 school year.



## California Standards Tests Results

The multiple-choice California Standards Tests (CST) are part of the Standardized Testing and Reporting (STAR) and are administered only to students in California public schools. These tests determine students' achievement of the California Academic Content Standards and provide feedback on their success given what they are expected to know in each grade level and subject.

Percentage of Students Scoring At Proficient or Advanced Levels									
	Willowglen Court School			Glenn COE			California		
	04-05	05-06	06-07	04-05	05-06	06-07	04-05	05-06	06-07
English-Language Arts	0%	0%	0%	24%	21%	25%	40%	42%	43%
Mathematics	9%	0%	9%	10%	9%	12%	38%	40%	40%
Science	❖	❖	❖	18%	11%	12%	27%	35%	38%
History-Social Science	❖	0%	0%	14%	10%	13%	32%	33%	33%



## California Standards Tests

For the 2007 STAR exam, students in grades 2-11 took an English-language arts and mathematics test. Students in grades 4 and 7 also participated in an essay writing test. History-social science tests were given to students in grades 8 and 11, and students in grades 5, 8, and 10 took a science test. Students in grades 9-11 who completed a Standards-based science course and/or history-social science course were given additional exams.

Because tests are meant to measure how well students achieve standards rather than how well they do compared to other students, the results are reported as performance levels. The five performance levels are:

- **Advanced** (*exceeds State Standards*)
- **Proficient** (*meets Standards*)
- **Basic**
- **Below basic**
- **Far below basic**


Students scoring at the Proficient or Advanced level meet State Standards in that content area.

The adjacent tables show the percentage of students that scored at proficient or advanced levels in English-language arts, mathematics, science, and history-social science. For a complete report on all subgroups and their scores by grade level, please visit <http://star.cde.ca.gov/>.

## CST Subgroup Results: English-Language Arts, Mathematics, Science, and History-Social Science

Percentage of Students Scoring At Proficient or Advanced Levels				
Subgroup	Spring 2007 Results			
	English-Language Arts	Mathematics	Science	History-Social Science
Male	0%	9%	❖	0%
Female	❖	❖	❖	❖
Economically Disadvantaged	0%	9%	❖	0%
English Learners	❖	❖	❖	❖
Students with Disabilities	❖	❖	❖	❖
Migrant Education Services	❖	❖	❖	❖
African American	❖	❖	❖	❖
American Indian or Alaska Native	❖	❖	❖	❖
Asian	❖	❖	❖	❖
Filipino	❖	❖	❖	❖
Hispanic or Latino	❖	❖	❖	❖
Pacific Islander	❖	❖	❖	❖
White	❖	❖	❖	❖

❖ Scores are not shown when the number of students tested is 10 or less, either because the number of students tested in this category is too small for statistical accuracy or to protect student privacy.





## Norm Referenced Tests Result

Percentage of Students Scoring At or Above the 50th Percentile						
	Reading			Mathematics		
	04-05	05-06	06-07	04-05	05-06	06-07
<b>Willowglen Court School</b>	❖	❖	❖	❖	❖	❖
<b>Glenn COE</b>	42%	37%	46%	31%	35%	35%
<b>California</b>	41%	42%	42%	52%	53%	53%



### Norm Referenced Tests

Norm referenced tests (NRT) are nationally administered multiple-choice achievement tests that provide statistical feedback on a national level. The purpose of these tests is to determine how well California students are achieving academically compared to students nationally in reading, language, spelling, and mathematics in grades 3 and 7 only. The current NRT adopted by the State Board of Education is the California Achievement Test, Sixth Edition, or CAT/6. Please note scores are not shown when the number of students tested is 10 or less, either because the number of students tested in this category is too small for statistical accuracy or to protect student privacy. Therefore, no subgroup data is available for Willowglen Court School. For a complete report on all subgroups and their scores by grade level, please visit <http://star.cde.ca.gov/>.

The adjacent table shows the percentage of students that scored at or above the 50th percentile (national average) in reading and math.

## Adequate Yearly Progress

NCLB requires that all schools and districts meet Adequate Yearly Progress (AYP) requirements. To meet these standards, California public schools and districts must meet or exceed criteria in four target areas:

1. Participation rate on statewide assessments
2. Percent of students scoring proficient on statewide assessments
3. API scores
4. Graduation rate for high schools

For a detailed report on Adequate Yearly Progress, please visit [www.cde.ca.gov/ta/ac/ay/](http://www.cde.ca.gov/ta/ac/ay/).

Adequate Yearly Progress Criteria				
	Willowglen Court School		Glenn COE	
<b>Met Overall AYP</b>	Yes		No	
<b>AYP Criteria</b>	<b>English-Language Arts</b>	<b>Mathematics</b>	<b>English-Language Arts</b>	<b>Mathematics</b>
<b>Participation Rate</b>	Yes	Yes	No	No
<b>Percent Proficient</b>	Yes	Yes	Yes	Yes
<b>API</b>	Yes		Yes	
<b>Graduation Rate</b>	Yes		No	



## Academic Performance Index

The Academic Performance Index (API) is an annual measure of the academic performance and progress of schools in California. The API is a score on a scale of 200 to 1,000, with 800 set as the statewide target. Schools are ranked in ten categories of equal size from 1 (lowest) to 10 (highest). A similar schools API rank reflects how a school compares to 100 statistically matched "similar schools." No statewide API Rank or similar School API Rank is available for Willowglen Court School. The 2006-07 API Score for Willowglen Court School was 1,000. Scores are not shown when the number of students tested is 10 or less, either because the number of students tested in this category is too small for statistical accuracy or to protect student privacy. Therefore, no subgroup data is available for Willowglen Court School. For more detailed information, please visit [www.cde.ca.gov/ta/ac/ap](http://www.cde.ca.gov/ta/ac/ap).

**Testing Note:** Assessment data are reported only for numerically significant subgroups. Data may not appear if ethnic/racial, socio-economically disadvantaged, or other subgroups (1) contain less than 100 students with valid test scores OR (2) comprise less than 15% of the school population tested and contain less than 50 students with valid scores.





## Teacher Qualifications

The table below shows information about teacher credentials and teacher qualifications. More information can be found by visiting <http://data1.cde.ca.gov/dataquest/>.

Teacher Credential Information				
	Glenn COE	Willowglen Court School		
Teachers	2006-07	04-05	05-06	06-07
<b>With Full Credential</b>	39	1	1	3
<b>Without Full Credential</b>	4	1	1	0
<b>Teaching Outside Subject Area of Competence</b>		0	1	0
		05-06	06-07	07-08*
<b>Teacher Misassignments of English Learners—</b> Teachers of English Learners (EL) without EL certification		0	0	0
<b>Total Teacher Misassignments</b>		0	1	0
<b>Vacant Teacher Positions—</b> teacher in a position that was vacant at the beginning of the year for a full year or an entire semester		0	0	0

\* Most current data.

## No Child Left Behind Compliant Teachers

Core Academic Courses Taught by NCLB Compliant Teachers		
	% of Classes Taught by NCLB Compliant Teachers	% of Classes Taught by Non-NCLB Compliant Teachers
<b>Willowglen Court School</b>	75.0%	25.0%
<b>All Schools in District</b>	84.2%	15.8%
<b>High-Poverty Schools in District</b>	77.8%	22.2%
<b>Low-Poverty Schools in District</b>	◇	◇

◇ Information not available.

## Academic Counselors

Number of Academic Counselors (FTE)	Ratio of Students Per Academic Counselor
0.0	0.0

## Suspensions and Expulsions

Suspension and Expulsion Rates						
	Willowglen Court School			Glenn COE		
	2004-05	2005-06	2006-07	2004-05	2005-06	2006-07
<b>Suspension Rate</b>	0.000	0.000	0.000	0.425	0.193	0.161
<b>Expulsion Rate</b>	0.000	0.000	0.000	0.005	0.006	0.003


## School Support Staff

The following is a list of the support staff at the school and their full-time equivalent (FTE):

- Library Media Teacher (Librarian) 0.0
- Library Media Services Staff (paraprofessional) 0.0
- Psychologist 0.0
- Social Worker 0.0
- Nurse 0.0
- Speech/Language/Hearing Specialist 0.0
- Resource Specialist (non-teaching) 0.0
- Other 0.0

## No Child Left Behind Compliant Teachers

No Child Left Behind (NCLB) requires that all teachers of core academic subject areas be "highly qualified." In general, for a teacher to be considered highly qualified, they must have a bachelor's degree, an appropriate California teaching credential, and have demonstrated competence for each core subject he or she teaches. For more information on teacher qualifications related to NCLB, please visit [www.cde.ca.gov/nclb/sr/tq](http://www.cde.ca.gov/nclb/sr/tq).



## Suspensions and Expulsions

The adjacent table shows the rate of suspensions and expulsions (the total number of incidents divided by the school's total enrollment) for the most recent three-year period.



## Career Technical Education Programs

Glenn County has a transition planning continuum which begins in sixth grade through the middle school WorkAbility I plus program, and continues through the IEP process, high school WorkAbility I and post-secondary support through the TPP (Transition Partnership Program/Department of Rehabilitation). There are three components to the delivery model--school based, work-based, and connecting activities. The activities are inter-graded into the core special education delivery model and the general education Carl Perkins Career and Technical education plan.

Students are expected to begin participating in "Student-Led IEP's" at grade six with increased participation in following years. They are designed to increase oral language skills, communication skills, social skills, disability awareness, and self-advocacy skills in the school, workplace, and community.

We complete follow-up surveys on all students one to two years after completion of high school. Through WorkAbility I, we review their participation employment, education, and training, as well as independent living.

Youth have the opportunity to participate in a county wide collaborative Y.E.S. (Youth Employment Services). It is a partnership between Glenn COE, Glen County HRA (Human Resource Agency), Glen County Probation, and Glenn County Health Services. While at Willowglen they can work on specific work readiness competencies and upon returning to more traditional settings, can then participate in a paid work training experience through Y.E.S.

The school is part of a county wide Career and Technical Education Consortium in which the assistant SELPA director participates and chairs. Information on pupil's participating and completing may be obtained from the local high schools. For more information on CTE programs, please visit <http://www.cde.ca.gov/ci/ct/pk>.

## Career Technical Education Participation

The table below displays information about participation in the school's Career Technical Education (CTE) programs.

Career Technical Education Data	
	Willowglen Court School
# of Pupils Participating in CTE	1
% of Pupils Who Complete a CTE Program and Earn a High School Diploma	100%
% of CTE Courses That Are Sequenced or Articulated Between a School and Institutions of Postsecondary Education	✧


✧ Not applicable. Due to the transitional nature of students attending Willowglen Court School, sequencing courses is not practical at this time; however, there is a plan to begin a series of courses in CTE in the 2008-09 school year.

## Graduates and Dropouts

The table below displays the one-year dropout and graduation rates for the school, district, and state for the most recent three-year period for which data is available.


Graduates and Dropouts									
	Willowglen Court School			Glenn COE			California		
	03-04	04-05	05-06	03-04	04-05	05-06	03-04	04-05	05-06
Graduation Rate	94.5%	90.4%	88.8%	94.5%	78.1%	75.9%	85.3%	85.0%	83.0%
Dropout Rate	✧	✧	✧	5.6%	5.6%	2.1%	3.2%	3.1%	3.5%

✧ Information not available.



## School Safety

Due to the location of the school, it is included in the safety plan of the juvenile detention facility. The last update was in September 2007. Key elements of the plan include monthly safety drills, crisis intervention plans, and anything required by the board of correction for juvenile detention centers.





## Courses Required for UC/CSU Admission

Courses Required for UC Admission	
HS Subject Area	UC Requirements for Freshman Admissions
English	4 years of approved courses
Mathematics	3 years, including algebra, geometry, and intermediate algebra (4 years recommended)
Social Science	2 years of history/social science, including 1 year of U.S. history or 1/2 year of U.S. history and 1/2 year of civics or American government; and 1 year of world history, cultures, and geography
Science	2 years with lab required, chosen from biology, chemistry, and physics (3 years recommended)
Foreign Language	2 years in same language required (3 years recommended)
Visual & Performing Arts	1 year of visual and performing arts chosen from the following: dance, drama/theater, music, or visual art
Electives	1 year*
<b>Total</b>	<b>15 (7 in the last 2 years)</b>

Courses Required for CSU Admission	
HS Subject Area	CSU Requirements for Freshman Admissions
English	4 years of approved courses
Mathematics	3 years, including algebra, geometry, and intermediate algebra
Social Science	2 years, including 1 year of U.S. history or U.S. history and government and 1 year of other approved social science
Science	2 years, including 1 year of biological and 1 year of physical science with lab
Foreign Language	2 years in same language required
Visual & Performing Arts	1 year of visual and performing arts chosen from the following: dance, drama/theater, music, or visual art
Electives	1 year*
<b>Total</b>	<b>15</b>

\* Electives must be chosen from approved academic courses in history, English, advanced mathematics, lab science, foreign language, social science, or fine arts.

## Course Enrollment for UC/CSU Admission

The table below displays two measures related to the school's courses that are required for University of California (UC) and/or California State University (CSU) admission for the most recent year for which data is available. For more information, please visit <http://dq.cde.ca.gov/dataquest/>.

University of California and California State University Admission	
UC/CSU Course Measure	2005-06
Percentage of Students Enrolled in Courses Required for UC/CSU Admission	◆
Percentage of Graduates Who Completed All Courses Required for UC/CSU Admission	◆

◆ Information not available.

## Courses Required for UC/CSU Admission

The adjacent chart provides information on the minimum requirements for University of California (UC) and California State University (CSU) admission. For more information, please visit [www.cde.ca.gov/ci/gc/hs/hsgtable.asp](http://www.cde.ca.gov/ci/gc/hs/hsgtable.asp).

For UC admission, students must complete the minimum course requirements listed on the chart and meet one of three eligibility standards:

- Eligibility in the Statewide Context
- Eligibility in the Local Context
- Eligibility by Examination Alone

For CSU admission, students must complete the minimum course requirements on the chart, as well as have certain grades in specified courses and test scores.

For more detailed information on both UC and CSU admission, please visit [www.californiacolleges.edu/admissions/admissions.asp](http://www.californiacolleges.edu/admissions/admissions.asp).





## California High School Exit Exam Results

The California High School Exit Exam (CAHSEE) is primarily used as a graduation requirement in California, but the results of this exam are also used to determine AYP for high schools, as required by the federal NCLB law. The CAHSEE has an English-language arts section and a math section and, for purposes of calculating AYP, three performance levels were set: Advanced, Proficient, and Not Proficient. Please note the score a student must achieve to be considered Proficient is different than the passing score for the graduation requirement. Please note scores are not shown when the number of students tested is 10 or less, either because the number of students tested in this category is too small for statistical accuracy or to protect student privacy. Therefore, no subgroup data is available for Willowglen Court School. The table below displays the percentage of students in the 10th grade scoring at Proficient or Advanced levels for the most recent three-year period.

Percentage of Students Scoring At Proficient or Advanced Levels						
	English			Mathematics		
	04-05	05-06	06-07	04-05	05-06	06-07
<b>Willowglen Court School</b>	❖	❖	❖	❖	❖	❖
<b>Glenn COE</b>	41.2%	❖	❖	17.6%	❖	❖
<b>California</b>	49.0%	51.1%	48.6%	45.2%	46.8%	49.9%

❖ Scores are not shown when the number of students tested is 10 or less, either because the number of students tested in this category is too small for statistical accuracy or to protect student privacy.



## Advanced Placement Courses

No information is available for Willowglen Court School regarding Advanced Placement courses offered.

## Completion of High School Graduation Requirements

The table below shows the percentage of students (that began the 2006-07 school year in the 12th grade) who met all state and local graduation requirements for grade 12 completion or received a local waiver or state exemption. To receive a high school diploma, students must pass both the English-language arts and mathematics portions of the CAHSEE. Please note state results are not available. For more detailed information, please visit [www.cde.ca.gov/ta/tg/hs](http://www.cde.ca.gov/ta/tg/hs).

Completion of High School Graduation Requirements		
Group	Graduating Class of 2007	
	Willowglen Court School	Glenn COE
<b>All Students</b>	100%	85.7%
<b>Economically Disadvantaged</b>	❖	❖
<b>English Learners</b>	❖	❖
<b>Students with Disabilities</b>	❖	82.3%
<b>African American</b>	❖	❖
<b>American Indian or Alaska Native</b>	❖	❖
<b>Asian</b>	❖	❖
<b>Filipino</b>	❖	❖
<b>Hispanic or Latino</b>	❖	❖
<b>Pacific Islander</b>	❖	❖
<b>White</b>	❖	❖

❖ Scores are not shown when the number of students tested is 10 or less, either because the number of students tested in this category is too small for statistical accuracy or to protect student privacy.



## California Physical Fitness Test

Each spring, all students in grades 5, 7, and 9 are required to participate in the California Physical Fitness Test (PFT). The test measures six key fitness areas:

1. Aerobic Capacity
2. Body Composition
3. Abdominal Strength
4. Trunk Extension Strength
5. Upper Body Strength
6. Flexibility

To meet fitness standards, students must score in the Healthy Fitness Zone (HFZ) on all six fitness tests. To protect student privacy, scores are not shown when the number of students tested is 10 or less. Therefore, no data is available for the Willowglen Court School. For more information on the California PFT, please visit [www.cde.ca.gov/ta/tg/pf/](http://www.cde.ca.gov/ta/tg/pf/).



## Federal Intervention Program

Schools that receive Title I funding can enter Program Improvement (PI) if they don't reach AYP over two consecutive years in the same content area (English-language arts or mathematics) or on the same indicator (API or graduation rate). With each additional year that they don't meet AYP, they advance to the next level of intervention. For more information, please visit [www.cde.ca.gov/ta/ac/ay](http://www.cde.ca.gov/ta/ac/ay).

Federal Intervention Program		
	Willowglen Court School	Glenn COE
Program Improvement Status	Not In PI	Not In PI
First Year of Program Improvement	◇	◇
Year in Program Improvement	◇	◇
Number of Schools Identified for Program Improvement		0
Percent of Schools Identified for Program Improvement		0.0%

◇ Not applicable.

## Financial Information

The data displayed is from the 2005-06 school year because the most current fiscal information available provided by the state is always two years behind the current school year, and one year behind most other data included in this report.

District Salary Information — Does not include benefits		
Range	Glenn COE	Similar Sized District
Beginning Teacher Salary	◇	◇
Mid-Range Teacher Salary	◇	◇
Highest Teacher Salary	◇	◇
Average Principal Salary	◇	◇
Superintendent Salary	◇	◇
% of Budget for Teacher Salaries	◇	◇
% of Budget for Administrative Salaries	◇	◇

Financial Data				
	Total Expenditures Per Pupil	Expenditures Per Pupil From Restricted Sources	Expenditures Per Pupil From Unrestricted Sources	Average Teacher Salary
Willowglen Court School	\$3,134	\$3,134	\$0	\$40,317
Glenn COE			\$0	\$41,831
California			\$4,943	\$60,127
% Difference Between School and District			*	-3.8%
% Difference Between School and California			*	-49.1%

◇ County offices of education that operate schools are not required to report this data.

\* A percentage cannot be calculated when one of the numbers is 0 (site unrestricted sources per pupil).

## Types of Services Funded

The following is a list of Federal and State funded programs that are provided to students:

- Title II (Teacher & Principal Training & Recruiting)
- Title II Technology
- Title IV (Safe and Drug-Free Schools and Communities)
- Title V (Innovative Programs)
- English Language Acquisition Program (ELAP)
- TUPE (Tobacco Use Prevention Education)
- AB1113 School Safety & Violence Prevention



**SARC**—The information contained herein is provided by the California Department of Education: Enrollment and Demographics, Class Size, Counselors and Support Staff, CST, NRT, API, PI, AYP, California PFT, Graduate And Dropout Rates, Course Enrollment and Courses Required for UC/CSU Admissions, AP Classes, CAHSEE Results, Teacher Qualifications, and some Financial Information. For additional information on facts about California schools and districts, please visit DataQuest at <http://data1.cde.ca.gov/dataquest>. DataQuest is an online resource that provides reports for accountability, test data, enrollment, graduates, dropouts, course enrollments, staffing and data regarding English Learners.

All other information is provided by the school and the district office.

All data accurate as of March 13, 2008.

PUBLISHED BY

**SIA** School  
Innovations  
& Advocacy

[www.sia-us.com](http://www.sia-us.com) 800.487.9234