

# Glenn County Opportunity School



## School Accountability Report Card

Data From the 2006-2007 School Year • Published During 2007-2008

Grades 7-9  
311 S. Villa Street Willows, CA 95988-2739  
Phone: (530) 865-1267, extension 2029 Fax: (530) 865-1276  
Web site: [www.glenncoe.org](http://www.glenncoe.org)

**Arturo Barrera**  
Superintendent  
**Debbie M. Blake**  
Principal

### Principal's Message

The Glenn County Office of Education Opportunity School provides educational options for students in seventh, eighth, and ninth grades who are at risk of dropping out of school due to difficulties in academic skill development, attendance, and/or behavioral challenges. The school provides a supportive environment and uses specialized curriculum, instruction, guidance, and counseling to overcome barriers to learning.

The school provides a comprehensive academic program that promotes character development, personal responsibility, self-confidence, and academic competence with the goal of helping students return to traditional school programs. The goals for the Opportunity School are to increase opportunities for academic success, develop the skills, habits and attitudes that lead to success in traditional school programs, and to increase self-esteem, self-discipline and social skills competence.

Areas of instruction include language arts, mathematics, social science, science, health, visual and performing arts, physical education, career exploration, character development, and communication skills development.

### Parental Involvement

Glenn County Office of Education Student Services offers parents many opportunities for active participation in their children's education. All teachers in our department welcome volunteers in the classroom and can find many ways through which parents can be regularly involved in their child's education. If you are interested in being a regular classroom volunteer, please contact your child's Alternative Education teacher to find out how you can be included in daily instruction in your child's classroom.

The Glenn County Office of Education School Site Council meets 4-5 times per year to discuss various issues pertinent to parents and to recommend services and programs. Parents are an integral part of the discussions and provide important perspectives regarding suggestions and direction regarding future program and spending priorities.

For more information on how to become involved, please contact Arturo Barrera at (530) 934-6575 extension 48.

### School Safety

School safety is addressed quarterly at School Site Council meetings. It is also discussed semi-annually at staff meetings.

The GCOE School Site Council has responsibility for the planning and use of school safety funds. They consider site physical needs and violence prevention programs.

The School Safety Plan was last reviewed, updated, and discussed with the school faculty in September 2007. Key elements of the plan include monthly safety drills, crisis intervention plans, and connections to partner campuses.



### Glenn County Office of Education

Willows Administration Building  
311 South Villa Avenue  
Willows, CA 95988  
Phone: (530) 934-6575  
Fax: (530) 934-6576



### Mission Statement

*Our mission is to provide  
quality programs and services  
for lifelong learning.*

### Board of Trustees

Ray Gollnick, *Member*  
Catherine Hanes, *Member*  
James Mason, *Member*  
Linda Miller, *Member*  
Julia Larson, *Member*




## Textbooks and Instructional Materials

All GCOE instructional programs use curriculum and textbooks, which are aligned with state standards. Both the county Office of Education and/or the districts provides these materials. Supplementary materials are chosen from the approved lists provided by CDE. On a regular basis, program specialists research and implement new curriculum and materials, which promote best practices.

In collaboration with districts across the county, GCOE provides standards-aligned textbooks and other instructional materials for each pupil. These instructional materials are consistent with the content and cycles adopted by the State Board of Education in the core curriculum areas. GCOE is currently in the process of adding supplementary instructional materials for our English learner population through the use of SB1113 funds.

All Glenn County Opportunity School students have access to curriculum and textbooks adopted by the State that are aligned to the Standards. The Glenn County Opportunity School and the local districts provide curriculum materials. Supplementary intervention materials are adopted by the Board and from the list provided by the California Department of Education.

The Opportunity School also provides instruction in Visual Arts, which is taught by a visiting instructor who is a credentialed art teacher.



### Quality and Availability of Textbooks


Subject	Textbook	Adopted
English-Language Arts	Open Court <i>Reading</i>	2005
English-Language Arts	<i>American Literature</i> Globe Fearon	2005
English-Language Arts	<i>Writer's Choice</i> Glencoe McGraw-Hill	2005
English-Language Arts	<i>Be a Better Reader</i>	2007
Reading	<i>Read Naturally Software Edition</i>	2007
Mathematics	<i>Algebra I, II</i> Saxon	2006
Mathematics	<i>Lifeskills Math</i> HS Publisher	2006
Science	AGS Publishing	2006
History-Social Science	Pacemaker	2004

Subject	Percentage of Pupils Who Lack Their Own Assigned Textbook and Instructional Materials
Reading/Language Arts	0%
Mathematics	0%
Science	0%
History-Social Science	0%
Visual & Performing Arts	0%
Health	0%
Foreign Language	0%
Science Laboratory Equipment	0%

Note: This data was most recently collected and verified in June 2007.

## Public Internet Access

Computers and Internet access are available for student use in each classroom. Students are encouraged to use every resource available for research, including the Internet. The Opportunity School is also served by the Glenn County Office of Education Library, which provides access to United Streaming as well as other Internet-based educational tools.





## School Facility Good Repair Status

Below are the results of the school's most recently completed inspection, using the Facilities Inspection Tool (FIT) or equivalent school form. This inspection determines the school facility's good repair status.

School Facility Conditions and Improvements				
Item Inspected	Repair Status			
	Good	Fair	Poor	
Gas Leaks	✓			
Mechanical Systems	✓			
Windows/Doors/Gates (interior and exterior)	✓			
Interior Surfaces (walls, floors, and ceilings)	✓			
Hazardous Materials (interior and exterior)	✓			
Structural Damage <u>Repair Needed and Action Taken or Planned:</u> A window at Hamilton classroom leaked during winter storms. Fixed February 2008.			✓	
Fire Safety	✓			
Electrical (interior and exterior)	✓			
Pest/Vermin Infestation	✓			
Drinking Fountains (inside and outside)	✓			
Restrooms	✓			
Sewer	✓			
Playground/School Grounds	✓			
Roofs	✓			
Overall Cleanliness	✓			
Overall Summary of Facility Condition				
Item Inspected	Exemplary	Good	Fair	Poor
Overall Summary	✓			

Note: The most recent school site inspection occurred on September 14, 2007, and the inspection form was most recently completed on September 28, 2007.

## Suspensions and Expulsions

The table below shows the rate of suspensions and expulsions (the total number of incidents divided by the school's total enrollment) for the most recent three-year period.

	Suspension and Expulsion Rates					
	Glenn County Opportunity School			Glenn COE		
	2004-05	2005-06	2006-07	2004-05	2005-06	2006-07
Suspension Rate	1.500	0.195	0.630	0.425	0.193	0.161
Expulsion Rate	0.000	0.008	0.037	0.005	0.006	0.003

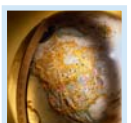
## School Facilities

Classrooms are maintained by district partners. They are clean and well equipped.

Glenn County Opportunity Program consists of five classrooms at various Glenn County campuses. Each classroom has access to a library and computer lab. Athletic facilities are shared partner school grounds with Willows Intermediate, Hamilton High and C.K. Price.



“The school provides a comprehensive academic program that facilitates positive self-esteem, confidence, and personal growth with the goal of helping students return to traditional school program.”





## California Standards Tests Results

The multiple-choice California Standards Tests (CST) are part of the Standardized Testing and Reporting (STAR) and are administered only to students in California public schools. These tests determine students' achievement of the California Academic Content Standards and provide feedback on their success given what they are expected to know in each grade level and subject.

Percentage of Students Scoring At Proficient or Advanced Levels									
	Glenn County Opportunity School			Glenn COE			California		
	04-05	05-06	06-07	04-05	05-06	06-07	04-05	05-06	06-07
English-Language Arts	7%	15%	23%	24%	21%	25%	40%	42%	43%
Mathematics	10%	5%	14%	10%	9%	12%	38%	40%	40%
Science	*	6%	8%	18%	11%	12%	27%	35%	38%
History-Social Science	0%	6%	12%	14%	10%	13%	32%	33%	33%

\* The science portion of the CST was administered for the first time to 8th graders in 2005-06.

## CST Subgroup Results: English-Language Arts, Mathematics, Science, and History-Social Science

Percentage of Students Scoring At Proficient or Advanced Levels				
Subgroup	Spring 2007 Results			
	English-Language Arts	Mathematics	Science	History-Social Science
Male	21%	12%	0%	12%
Female	27%	18%	❖	❖
Economically Disadvantaged	18%	11%	5%	10%
English Learners	❖	❖	❖	❖
Students with Disabilities	❖	❖	❖	❖
Migrant Education Services	❖	❖	❖	❖
African American	❖	❖	❖	❖
American Indian or Alaska Native	❖	❖	❖	❖
Asian	❖	❖	❖	❖
Filipino	❖	❖	❖	❖
Hispanic or Latino	❖	❖	❖	❖
Pacific Islander	❖	❖	❖	❖
White	23%	18%	12%	12%

❖ Scores are not shown when the number of students tested is 10 or less, either because the number of students tested in this category is too small for statistical accuracy or to protect student privacy.

## California Standards Tests


For the 2007 STAR exam, students in grades 2-11 took an English-language arts and mathematics test. Students in grades 4 and 7 also participated in an essay writing test. History-social science tests were given to students in grades 8 and 11, and students in grades 5, 8, and 10 took a science test. Students in grades 9-11 who completed a Standards-based science course and/or history-social science course were given additional exams.

Because tests are meant to measure how well students achieve standards rather than how well they do compared to other students, the results are reported as performance levels. The five performance levels are:

- **Advanced** (*exceeds State Standards*)
- **Proficient** (*meets Standards*)
- **Basic**
- **Below basic**
- **Far below basic**

Students scoring at the Proficient or Advanced level meet State Standards in that content area.

The adjacent tables show the percentage of students that scored at proficient or advanced levels in English-language arts, mathematics, science, and history-social science. For a complete report on all subgroups and their scores by grade level, please visit <http://star.cde.ca.gov/>.





## Norm Referenced Test Results

Norm referenced tests (NRT) are nationally administered multiple-choice achievement tests that provide statistical feedback on a national level. The purpose of these tests is to determine how well California students are achieving academically compared to students nationally in reading, language, spelling, and mathematics in grades 3 and 7 only. The current NRT adopted by the State Board of Education is the California Achievement Test, Sixth Edition, or CAT/6. Please note scores are not shown when the number of students tested is 10 or less, either because the number of students tested in this category is too small for statistical accuracy or to protect student privacy. Therefore, no subgroup data is available for Glenn County Opportunity School. For a complete report on all subgroups and their scores by grade level, please visit <http://star.cde.ca.gov/>.

The table below shows the percentage of students that scored at or above the 50th percentile (national average) in reading and math.

Percentage of Students Scoring At or Above the 50th Percentile						
	Reading			Mathematics		
	04-05	05-06	06-07	04-05	05-06	06-07
<b>Glenn County Opportunity School</b>	42%	29%	❖	26%	29%	❖
<b>Glenn COE</b>	42%	37%	46%	31%	35%	35%
<b>California</b>	41%	42%	42%	52%	53%	53%

❖ Scores are not shown when the number of students tested is 10 or less, either because the number of students tested in this category is too small for statistical accuracy or to protect student privacy.

“The school provides a supportive environment and uses specialized curriculum, instruction, guidance, and counseling to overcome barriers to learning.”



## California Physical Fitness Test

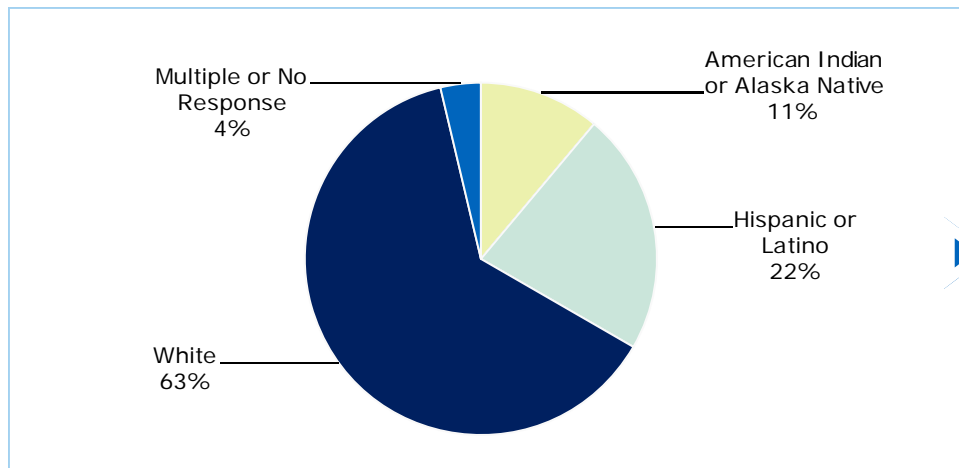
Each spring, all students in grades 5, 7, and 9 are required to participate in the California Physical Fitness Test (PFT). The test measures six key fitness areas:

1. Aerobic Capacity
2. Body Composition
3. Abdominal Strength
4. Trunk Extension Strength
5. Upper Body Strength
6. Flexibility

To meet fitness standards, students must score in the Healthy Fitness Zone (HFZ) on all six fitness tests. To protect student privacy, scores are not shown when the number of students tested is 10 or less. Therefore, no data is available for the Glenn County Opportunity School. For more information on the California PFT, please visit [www.cde.ca.gov/ta/tg/pf/](http://www.cde.ca.gov/ta/tg/pf/).

### Class Size

Due to the specialized curriculum at Glenn County Opportunity School, no information is available for class size averages.



### Enrollment and Demographics

The total enrollment was 27 students for the 2006-07 school year.



## Adequate Yearly Progress

Adequate Yearly Progress Criteria				
	Glenn County Opportunity School		Glenn COE	
Met Overall AYP	Yes		No	
AYP Criteria	English-Language Arts	Mathematics	English-Language Arts	Mathematics
Participation Rate	Yes	Yes	No	No
Percent Proficient	Yes	Yes	Yes	Yes
API	Yes		Yes	
Graduation Rate	✧		No	

✧ Not applicable. The graduation rate for AYP criteria applies to high schools.

## Adequate Yearly Progress

NCLB requires that all schools and districts meet Adequate Yearly Progress (AYP) requirements. To meet these standards, California public schools and districts must meet or exceed criteria in four target areas:

1. Participation rate on statewide assessments
2. Percent of students scoring proficient on statewide assessments
3. API scores
4. Graduation rate for high schools

For a detailed report on Adequate Yearly Progress, please visit [www.cde.ca.gov/ta/ac/ay/](http://www.cde.ca.gov/ta/ac/ay/).

## Academic Performance Index

API Ranks — Three Year Comparison			
	2003-04	2004-05	2005-06
Statewide API Rank	◆	◆	◆
Similar Schools API Rank	◆	◆	◆

API Growth by Student Group — Three Year Comparison				
Group	Actual API Change			2006-07 API Score
	2004-05	2005-06	2006-07	
All Students at the School	32	12	13	541
African American	■	■	■	■
American Indian or Alaska Native	■	■	■	■
Asian	■	■	■	■
Filipino	■	■	■	■
Hispanic or Latino	■	■	■	■
Pacific Islander	■	■	■	■
White	■	■	■	■
Socioeconomically Disadvantaged	■	■	■	■
English Learners	◆	■	■	■
Students with Disabilities	◆	■	■	■

◆ Information not available.

■ Data are reported only for numerically significant subgroups.

◆ API scores for English learners and students with disabilities were first reported in the 05-06 API cycle.

## Academic Performance Index

The Academic Performance Index (API) is an annual measure of the academic performance and progress of schools in California. The API is a score on a scale of 200 to 1,000, with 800 set as the statewide target. Schools are ranked in ten categories of equal size from 1 (lowest) to 10 (highest). A similar schools API rank reflects how a school compares to 100 statistically matched "similar schools." The adjacent tables show the school's three-year data for API rank and API growth. For more detailed information, please visit [www.cde.ca.gov/ta/ac/ap/](http://www.cde.ca.gov/ta/ac/ap/).

**Testing Note:** Assessment data are reported only for numerically significant subgroups. Data may not appear if ethnic/racial, socio-economically disadvantaged, or other subgroups (1) contain less than 100 students with valid test scores OR (2) comprise less than 15% of the school population tested and contain less than 50 students with valid scores.



## Teacher Qualifications

Teacher Credential Information				
	Glenn COE	Glenn County Opportunity School		
Teachers	2006-07	04-05	05-06	06-07
<b>With Full Credential</b>	39	4	5	5
<b>Without Full Credential</b>	4	1	0	0
<b>Teaching Outside Subject Area of Competence</b>		0	0	0
		05-06	06-07	07-08*
<b>Teacher Misassignments of English Learners—</b> Teachers of English Learners (EL) without EL certification		0	2	1
<b>Total Teacher Misassignments</b>		0	2	1
<b>Vacant Teacher Positions—</b> teacher in a position that was vacant at the beginning of the year for a full year or an entire semester		0	0	0

\* Most current data.



### Teacher Qualifications

The adjacent table shows information about teacher credentials and teacher qualifications. More information can be found by visiting <http://data1.cde.ca.gov/dataquest/>.

### No Child Left Behind Compliant Teachers

No Child Left Behind (NCLB) requires that all teachers of core academic subject areas be "highly qualified." In general, for a teacher to be considered highly qualified, they must have a bachelor's degree, an appropriate California teaching credential, and have demonstrated competence for each core subject he or she teaches. For more information on teacher qualifications related to NCLB, please visit [www.cde.ca.gov/nclb/sr/tq](http://www.cde.ca.gov/nclb/sr/tq).

## No Child Left Behind Compliant Teachers

Core Academic Courses Taught by NCLB Compliant Teachers		
	% of Classes Taught by NCLB Compliant Teachers	% of Classes Taught by Non-NCLB Compliant Teachers
<b>Glenn County Opportunity School</b>	80.0%	20.0%
<b>All Schools in District</b>	84.2%	15.8%
<b>High-Poverty Schools in District</b>	77.8%	22.2%
<b>Low-Poverty Schools in District</b>	◇	◇

◇ Information not available.



## Academic Counselors

Number of Academic Counselors (FTE)	Ratio of Students Per Academic Counselor
0.0	0.0

## Professional Development

Our department is committed to high quality professional development for all our staff. Most of our staff participates on a basis in professional development offered through AB1193. These funds provide funding for up to three paid days on staff development for certificated staff and one paid day for classified staff per year. We have used Dennis Fox materials as a foundation to develop certificated staff development activities. Our department also supported multiple specific professional development opportunities for certificated and classified staff on topics such as behavior management, social skills development, literacy instruction, special education law, and accommodations/modifications with students. For individual staff, the department also supports attendance and participation in professional development activities appropriate to specific student populations e.g., high-risk youth.

For the previous three school years, we had two days each year dedicated to staff and professional development.

### School Support Staff

The following is a list of the support staff at the school and their full-time equivalent (FTE):

- Library Media Teacher (Librarian) 0.0
- Library Media Services Staff (paraprofessional) 0.0
- Psychologist 0.0
- Social Worker 0.0
- Nurse 0.0
- Speech/Language/Hearing Specialist 0.0
- Resource Specialist (non-teaching) 0.0
- Other 0.0



## Federal Intervention Program

Schools that receive Title I funding can enter Program Improvement (PI) if they don't reach AYP over two consecutive years in the same content area (English-language arts or mathematics) or on the same indicator (API or graduation rate). With each additional year that they don't meet AYP, they advance to the next level of intervention. For more information, please visit [www.cde.ca.gov/ta/ac/ay](http://www.cde.ca.gov/ta/ac/ay).

Federal Intervention Program		
	Glenn County Opportunity School	Glenn COE
Program Improvement Status	Not In PI	Not In PI
First Year of Program Improvement	◇	◇
Year in Program Improvement	◇	◇
Number of Schools Identified for Program Improvement		0
Percent of Schools Identified for Program Improvement		0.0%

◇ Not applicable.

## Financial Information

The data displayed is from the 2005-06 school year because the most current fiscal information available provided by the state is always two years behind the current school year, and one year behind most other data included in this report.

District Salary Information — Does not include benefits		
Range	Glenn COE	Similar Sized District
Beginning Teacher Salary	◇	◇
Mid-Range Teacher Salary	◇	◇
Highest Teacher Salary	◇	◇
Average Principal Salary	◇	◇
Superintendent Salary	◇	◇
% of Budget for Teacher Salaries	◇	◇
% of Budget for Administrative Salaries	◇	◇

Financial Data				
	Total Expenditures Per Pupil	Expenditures Per Pupil From Restricted Sources	Expenditures Per Pupil From Unrestricted Sources	Average Teacher Salary
Glenn County Opportunity School	\$13,061	\$13,061	\$0	\$48,026
Glenn COE			\$0	\$41,831
California			\$4,943	\$60,127
% Difference Between School and District			*	12.9%
% Difference Between School and California			*	-25.2%

◇ County offices of education that operate schools are not required to report this data.

\* A percentage cannot be calculated when one of the numbers is 0 (site unrestricted sources per pupil).

## Types of Services Funded

The following is a list of Federal and State funded programs that are provided to students:

- Title II (Teacher & Principal Training & Recruiting)
- Title II Technology
- Title IV (Safe and Drug-Free Schools and Communities)
- Title V (Innovative Programs)
- English Language Acquisition Program (ELAP)
- TUPE (Tobacco Use Prevention Education)
- AB1113 School Safety & Violence Prevention



**SARC**—The information contained herein is provided by the California Department of Education: Enrollment and Demographics, Class Size, Counselors and Support Staff, CST, NRT, API, PI, AYP, California PFT, Teacher Qualifications, and some Financial Information. For additional information on facts about California schools and districts, please visit DataQuest at <http://data1.cde.ca.gov/dataquest>. DataQuest is an online resource that provides reports for accountability, test data, enrollment, graduates, dropouts, course enrollments, staffing and data regarding English Learners.

All other information is provided by the school and the district office.

All data accurate as of March 13, 2008.

PUBLISHED BY

**SIA** School  
Innovations  
& Advocacy

[www.sia-us.com](http://www.sia-us.com) 800.487.9234